



Hello Reception!
 We hope you had a good week last week and enjoyed lots of activities linked to 'The Princess and the Wizard'. This week, we are continuing with our Julia Donaldson theme and our learning will be focused around 'Monkey Puzzle'. We love this story and it helps us to learn about descriptive vocabulary and different animals. Don't forget that David Attenborough is one of the RSA Fellows. If you would like to find out more about one of your favourite animals from the story, you could try and find a video from David Attenborough online. We like one of the clips about our wonderful world which features lots of different animals. You can watch that video by following this link <https://www.youtube.com/watch?v=B8WHKRzkCOY> For our Maths this week, the activities are based around 'Princess Mirror-Belle and the Dragon Pox' so there are two great stories for you to share together at home this week. We still look forward to seeing the photos and videos of the exciting things you have been up to at home so please continue to upload these to Tapestry. As always, don't hesitate to contact us if you have any questions or need any help.
 The Reception Team ☺

EVERY DAY																						
<p>Daily Maths lessons https://whiterosemaths.com/homelearning/ Click on 'Home Learning -Early Years'. Then choose 'Summer Term - Week 8'. This week's activities will be based around the book 'Princess Mirror-Belle and the Dragon Pox' by Julia Donaldson. https://www.youtube.com/watch?v=B Yey1fzblii</p> <p style="text-align: center;">Counting Challenge</p> <div style="display: flex; justify-content: space-around;"> <div style="text-align: center;"> <p>I can count in 2s</p> </div> <div style="text-align: center;"> <p>I can count in 10s</p> </div> </div> <div style="display: flex; justify-content: space-around; margin-top: 10px;"> <div style="text-align: center;"> <p>I can count in 5s</p> </div> <div style="text-align: center;"> <p>Counting in 5s</p> <table border="1" style="border-collapse: collapse; text-align: center;"> <tr><td>5</td><td>10</td><td>15</td><td>20</td><td>25</td></tr> <tr><td>30</td><td>35</td><td>40</td><td>45</td><td>50</td></tr> <tr><td>55</td><td>60</td><td>65</td><td>70</td><td>75</td></tr> <tr><td>80</td><td>85</td><td>90</td><td>95</td><td>100</td></tr> </table> </div> </div> <p>Can you practise counting in 2s, 5s and 10s? Watch these videos to help you. Counting in 2s https://www.youtube.com/watch?v=J yCr0lgbYcI Counting in 5s https://www.youtube.com/watch?v=c J4jV14Oz5I Counting in 10s https://www.youtube.com/watch?v=W8CEOIAOGas</p>	5	10	15	20	25	30	35	40	45	50	55	60	65	70	75	80	85	90	95	100	<p>This week we would like you to recap some digraphs that we haven't focused on for a while. See if you can spot these digraphs in words around your house. Are there any in your books or on your cereal box?</p> <p>Keep learning the new tricky words with the song too. https://www.youtube.com/watch?v=3NOzgR1ANc4</p> <p>Monday- 'ai' https://www.youtube.com/watch?v=Fbmpw192MSg Tuesday- 'ee' https://www.youtube.com/watch?v=9Ci0oEO8dXE Wednesday – 'or' https://www.youtube.com/watch?v=Fm9PRHDJlv4 Thursday – 'ur' https://www.youtube.com/watch?v=Q49YSWKPyVo Friday – handwriting and tricky words.</p> <p>Have a go at making your letters smaller this week using the sheet provided. Can you still form them correctly? Have a go at writing the tricky word 'like'. Can you use it in a sentence? Use the look, say, cover, write sheet below to practise spelling like, have and said.</p> <p>Play a phonics game on the Education City website. Select 'English', then 'EYFS' and then click 'F2' for the appropriate level. https://www.educationcity.com/ We sent log in details home in your original home learning packs. Please send a message on Tapestry if you have any problems logging on.</p>	<p>Read one of your books from school or find a new one on the Oxford Owl website. https://www.oxfordowl.co.uk/for-home/find-a-book/library-page/?view=image&query=&type=book&age_group=Age+4-5&level=&level_select=&book_type=&series=#</p> <p>Why not check out Julia Donaldson's website to see if you'd like any of her books? You can also listen to them on amazon audible.</p> <div style="text-align: center; border: 1px solid black; padding: 5px; margin: 10px 0;"> </div> <p>Why not have a go at the 'Monkey Puzzle' Little Yoga Stars story at https://www.youtube.com/watch?v=p0uGZ1Aq90</p>
5	10	15	20	25																		
30	35	40	45	50																		
55	60	65	70	75																		
80	85	90	95	100																		

<p><u>Additional tasks for this week (15/6/20)</u></p> <p>Our topic this half term is 'Julia Donaldson'. This week all our activities are based around the book 'Monkey Puzzle' Click on the following link to listen to the story online https://www.youtube.com/watch?v=DgeKHjLSQUM Choose at least one of the activities below and have a go.</p>
<p>Literacy/Speaking– First, choose an animal from the story. Next, think of some clues to describe the animal to someone in your house without telling them which one you have chosen. Can you have a go at writing the clues down? Can your family member guess which animal you chose from listening to or reading your clues. Have a look on Tapestry to try and work out which animal Mrs Cartwright and Miss Hall are describing.</p>
<p>Understanding the World – In the story, the butterfly's babies don't look like her. Why is this? Watch the video of a caterpillar to butterfly transformation. Can you order the lifecycle of a butterfly? https://www.youtube.com/watch?v=0FJld_tlpPk</p>
<p>Exploring Media and Materials – Have a go at making your own monkey puzzle using the jigsaw template below. Can you draw an animal from the story? Or will you use your imagination to create your own puzzle picture?</p>

Can you correctly label these pictures with an 'ai' or an 'ee' sound?



3

Draw the **sound buttons** - *sausages* [—] and *beans* [•]

fur

burn

curl

hurt

turnip

curds

turban

turf

spurt

squirt

Draw the **sound buttons** - *sausages* [—] and *beans* [•]

cord

cork

worn

fort

horn

north


short

stork


torch

sort

How do you spell these words? They all have the 'ur' digraph in them.



Can you write a sentence for each of the pictures below?



Reducing Handwriting Letter Formation Worksheet

Trace over these letters.

a a a a a

b b b b b

c c c c c

d d d d d





e e e e e

f f f f f





g g g g g

h h h h h

Day one

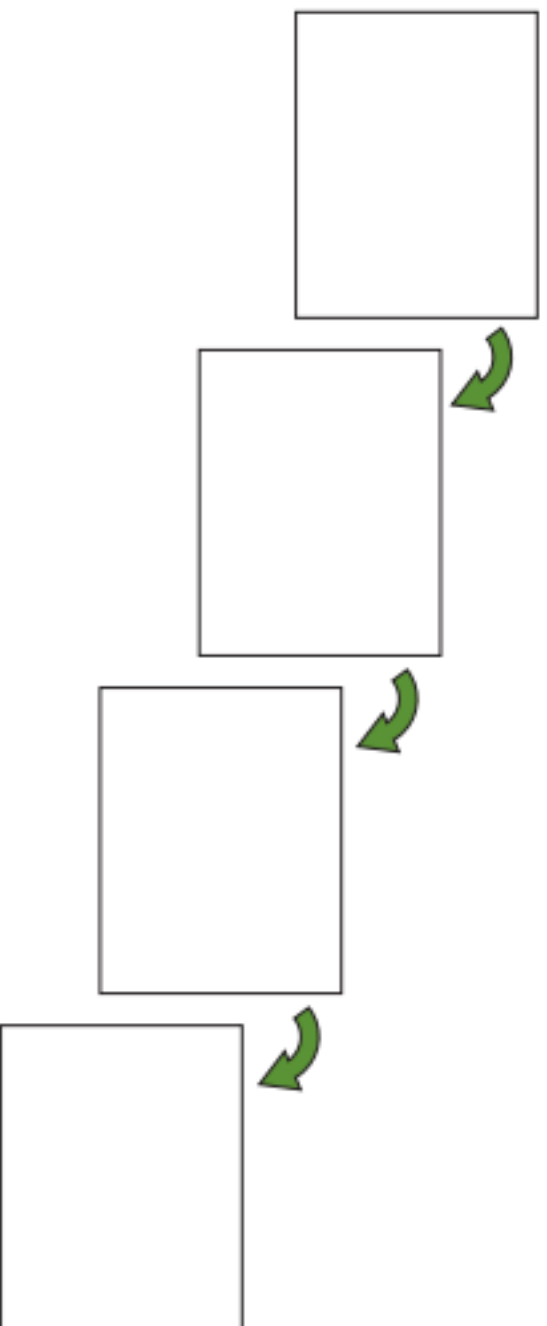
  Look and say	 Look, say and write	 Cover and write
said		
have		
like		


Day two

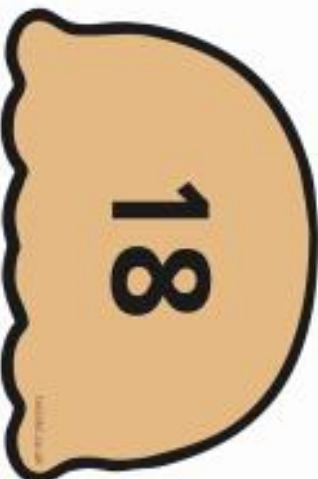
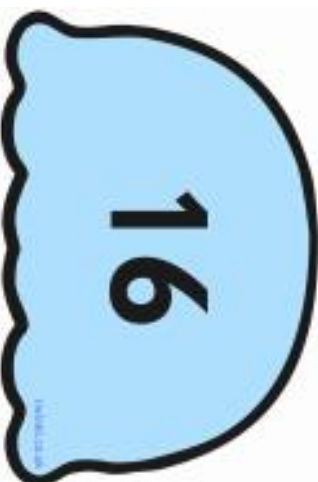
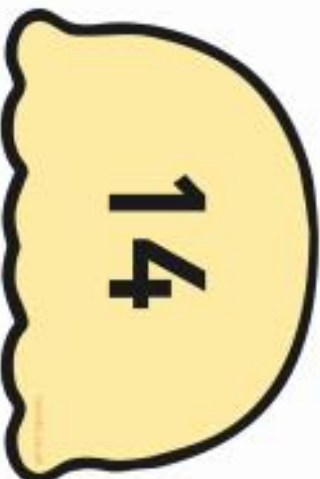
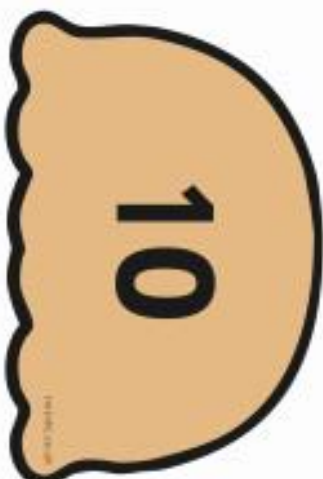
  Look and say	 Look, say and write	 Cover and write
said		
have		
like		

Butterfly Life Cycle

Can you put the pictures in the right order?



















Counting in 5s

Count in 5s and fill in the missing numbers on the hands.


 5			
	 30		 40
		 55	



Monday 15th June

Starting with a Story

Reception



These activities and ideas are based around the book "Princess Mirror-Belle and the Dragon Pox" By Julia Donaldson.



All activities could be done without the book!



Starting with a Story



Other linked stories to read and enjoy.



Starting with a Story

Reception




The Princesses castle!

Princess Mirror-Belle boasts she lives in a very posh palace with maids and guards to hold her fathers beard! Design your own princess castle or palace and think about your use of 3-D shapes.



Talking Together



Have a look at the palace below - would this be fit for you as a king, queen or princess?
Look at what shapes you can see?



Talking Together 3-D Creations



Your palace may be made of things around your house to stick together - empty loo rolls/cereal boxes etc. Could you make a palace construction out of different 3-D objects around your house to make a structure?



Spotty mistakes

The princess has lots of spots! She has gone dotty, chicken pox spots but Mirror-Belle has made the patterns go wrong! Tell us where the mistake is.





Talking Together
Spot the mistake!



Can you tell us what kind of pattern it should be?



Talking Together
Spot the mistake!




Can you spot the final mistake?



Tuesday 16th June

Starting with a Story

Reception



Adding up those spots!

Princess Mirror-Belle and Ellen have a lot of spots! Can you find out how many pox spots they have?



Starting with a Story



Talking together

Can you count the spots on each girl and add them together?

Use the 10 frames to help you.



Starting with a Story



Talking together

Can you count the spots on each girl and add them together?

Use the 10 frames to help you.

Starting with a Story



Talking together

Can you count the spots on each girl and add them together?

Use the 10 frames to help you.

Starting with a Story



Talking together

Can you count the spots you can see on each girl and add them together? Use the 10 frames to help you.

Starting with a Story



Lots of spots

Challenge!

Can you find all the spots in this picture?

Starting with a Story



How to make a cure

Can you remember all the things Princess Mirror-Belle did to make a cure for the dragon pox?

Can you put these in order using mathematical language?




Starting with a Story

Talking Together

Can you remember how Mirror-Belle tried to make a cure?

What did she use?





How would you cure the dragon pox?

The Princess uses lots of strange things for a cure! What other things in your bathroom could you use to make a cure for the dragon Pox?




Talking Together



Mirror-Belle had 7 different ways, but we can do better. Help us be a brave knight and save the princess by making a cure!

You will need 2 of each item to make 20 things for your cure. These things could be from your bathroom or anywhere around the house.






A house fit for a Princess.
Can you find the King and
Queen in this next unusual
castle? There is 1 king and
queen but might be more
than 1 Prince and Princess.
They all will be wearing a
crown!

How many can you find?
There might also be some
other creatures!



Starting with a Story

Reception



A different kind of number line!

Make number tracks with princess Mirror-Belle's last cure for the dragon pox!



Starting with a Story

Reception



Talking Together

You will need.....

Toilet roll

Pens

Knowledge of your numbers!

Choose to do a number track to 10 or to 20.

You can copy these or stick numbers on if that's a little tricky.



1	2	3	4	5	6	7	8	9	10	11	12	13	14	15	16	17	18	19	20
---	---	---	---	---	---	---	---	---	----	----	----	----	----	----	----	----	----	----	----



Starting with a Story

Reception

Talking Together

Once you have your number track use it to go and see what else around your house is 10 or 20 sheets long.


Are you 20 sheets tall?

1	2	3	4	5	6	7	8	9	10	11	12	13	14	15	16	17	18	19	20
---	---	---	---	---	---	---	---	---	----	----	----	----	----	----	----	----	----	----	----

Take this further.


Rip your sheets into ones and muddle them up! Can you put them in the correct order? Make a specific mistake and see if your grown ups can tell you where it is?





Make yourself into Ellen!

How much toilet roll will it take for you to cover different parts of your body?



Talking Together

First pick which parts of your body to cover!

Wrap your toilet roll around that bit.

Rip your last sheet.

Count how many sheets it took to wrap that body part!

How many sheets is your leg?


How many sheets does it take to go round your head?

Will anyone do the whole Princess and wrap all of you?

(Of course return your sheets to the bathroom once you've finished and please don't take the last one!)

Starting with a Story

Reception



Doubles!

Princess Mirror-Belle is the reflection of Ellen - a double!

Can you make the reflection of her into a double and tell us how many that is?



Starting with a Story

Reception

Talking Together




Talking Together



Talking Together



Talking Together



Double my shoe!

The girls only had one
slipper each!


Have a look in your
wardrobe or wherever you
keep your shoes? How
many doubles - pairs can
you find?



Talking Together

Explore the shoes in your house.
They all should be in pairs! Who has the
biggest feet?
Who has the longest feet?
Is this the same?
Can you put your pairs of shoes in order
of size?
Can you make your own shoe shop?
How much would different shoes cost?





Bath time!

The first thing the Princess does to find a cure is to run a bath! How long does it take to run your bath? Explore full and half full! What containers could you use?



Talking Together

You might not want to use the bath like Mirror-Belle.



You could try the sink and experiment how many of each different containers it takes to fill it.



Which do you think will be the quickest? Why? Will you need more pours of that container if it is bigger or smaller?



Happy splashing! Just don't do what Mirror-Belle did!



Your face in the mirror!

We thought you might like to draw your own face in the mirror to show us how much you've enjoyed yourself! Keep smiling!



Starting with a Story

Talking Together



Reception