


Hello Reception! We hope that you have enjoyed a little rest over the half term and managed to enjoy some time in the sunshine in your garden or walks with your family. We are still missing you so much! But look forward to welcoming some of you back to school on the 3rd June. Please know, at this time our biggest focus is the children’s mental wellbeing- this is paramount in our planning as always, but more emphasis will be on supporting the children and their feelings during this unusual time. We respect that many of you are choosing to keep your child at home; if you decide you wish for your child to return to school at a later date, we would be very grateful if you could let the office know by emailing [office@oldburypark.worcs.sch.uk](mailto:office@oldburypark.worcs.sch.uk) so we can plan effectively for their return. So, with some children in school and some at home, we have decided we will focus on one story a week that we can explore together at home and in school. The topic for this half term is ‘Julia Donaldson’- We all love her books and know that some of her books are already extremely popular with the children. We can’t wait to explore her brilliant stories with you. Please continue sending us your learning via Tapestry- it would be great to show this to some of the children in school and for us to share with you what we are doing too. Stay safe, stay strong, keep smiling and we can’t wait to see you again soon!

The Reception Team ☺

EVERY DAY

Daily Maths lessons - <https://whiterosemaths.com/homelearning/>  
Click on ‘Home Learning -Early Years’. Then choose ‘Summer Term - Week 6’.  
This week’s story will be based around the book ‘The Snail and the Whale’ by Julia Donaldson.  
<https://www.youtube.com/watch?v=EmMnaSkeKqQ>

Watch a ‘number of the day video’ for any numbers 11-20 you need to practise.



Vocabulary challenge!  
Can you find a way to use these maths words in your everyday routine?  
*more than, fewer than, heavier, lighter, equal, full, half full, empty, nearly empty, nearly full.*

By now, children should be confident with all of phase 3 phonemes but still be revisiting what they have learnt already. Please continue to revisit all phase 3 phonemes (see sound mat). Phase 4 phonics teaching is about consolidating and refining their knowledge, introducing more spelling patterns, tricky words, and increasing vocabulary. In phase 4 phonics we: practise reading and spelling CVCC words (‘bump’, ‘nest’, ‘belt’, ‘milk’, etc), practise reading and spelling high frequency words, practise reading and writing in sentences and learn more tricky words, including ‘have,’ ‘like,’ ‘some,’ ‘little’. Children should now be blending confidently to work out new words. They should be starting to be able to read words straight off, rather than having to sound them out. They should also be able to write every letter, mostly correctly. Have a go at singing phase 4 tricky words:

<https://www.youtube.com/watch?v=3NOzgR1ANc4>

This week we are revisiting the digraph ‘oo’ which makes two different sounds. It can make the short ‘u’ sound in ‘look/book’ and the long ‘oo’ sound in ‘zoom/spoon’.

- Monday- short oo <https://www.youtube.com/watch?v=vR47jG-imRo>
- Tuesday- Recap short oo <https://www.youtube.com/watch?v=qxRPWvTMd3o>
- Wednesday – long oo [https://www.youtube.com/watch?v=UfMKV\\_9agiY](https://www.youtube.com/watch?v=UfMKV_9agiY)
- Thursday – Recap long oo <https://www.youtube.com/watch?v=ONggoexO8gY>

Friday – handwriting and tricky words. Practise the ‘zig zag monster’ letters this week. (attached) Can you find anything in your house that has week’s sounds in it? Have a go at writing the tricky word “. Can you use it in a sentence?

Read one of your books from school or find a new one on the Oxford Owl website.  
[https://www.oxfordowl.co.uk/for-home/find-a-book/library-page/?view=image&query=&type=book&age\\_group=Age+4-5&level=&level\\_select=&book\\_type=&series=#](https://www.oxfordowl.co.uk/for-home/find-a-book/library-page/?view=image&query=&type=book&age_group=Age+4-5&level=&level_select=&book_type=&series=#)

Why not read a book to your child, share a magazine or listen to a free audio book together?



Can you find any rhyming words?  
<https://www.childrens-stories.net/poems-and-rhyming-stories/poems-and-rhyming-stories.htm>

Play a game on the phonics play website. Select “phase 3” for the appropriate level.  
[www.phonicsplay.com](http://www.phonicsplay.com)  
Username: **march20**  
Password: **home**  
\*Why not have a go at ‘speed time challenge’- great for building speed and identifying which graphemes you need to practise more.


Additional tasks for this week (01/6/20)


Our topic this half term is ‘Julia Donaldson. This week all our activities are based around the book ‘The Snail and the Whale’ We love this story! It has lots of rhyme in it!  
Choose at least one of the activities below and have a go.

Literacy- In the story there are lots of rhyming words. Have a go at creating your own rhyming ladder! Find as many words as you can that rhyme with ‘cat’ (attached) or make up your own rhyming ladder! You could race someone in your family too!

Expressive arts and design- The story took place at the seaside. Can you create an under the sea picture or creature by drawing, painting or collage?


Self-confidence/awareness/Speaking- Even though the snail is small, he tries to help the whale. Think about your abilities. Is there anything that you thought you couldn’t do but found out you could do when you tried?

j 

v 

w 

x 

y 

z 

zz 

qu 


ch 

sh 


th 


ng 


ai 

ee 

igh 

oa 

oo 

oo 

ar 

or 

ur 

ow 

oi 

ear 

air 

ure 

er 

# My Phase 3 Sound Mat

# My Phase 4 Sound Mat

st  
starfish



nd  
hand



mp  
lamp



nt  
tent



nk  
ink



ft  
gift



sk  
tusk



lt  
belt



lp



lf



lk



pt



xt



tr



dr



gr



cr



br



fr



bl



fl



gl



pl



cl




twinkl

visit [twinkl.com](https://www.twinkl.com)

Add sound buttons or cut up the pictures and words to play a matching game. Try sorting the words in to 'long oo' like moon and 'short oo' like roof.



roof



book



boot



moon



pool



food



foot



cook



tools



smoothie



hook



baboon

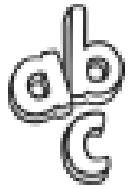


wool

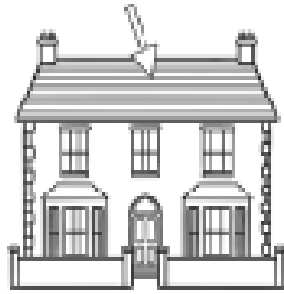


wood

# Find and Write the 'oo' Words (long oo sound)



Write the words and then colour the ones with an 'oo' sound in them.



		f
--	--	---



t		
---	--	--




		n
--	--	---



l		
---	--	--



s		
---	--	--



h		
---	--	--



f		
---	--	--

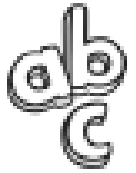


l		
---	--	--

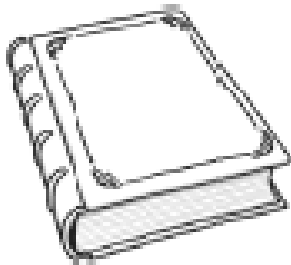


h		
---	--	--

# Find and Write the 'oo' Words (short oo sound)



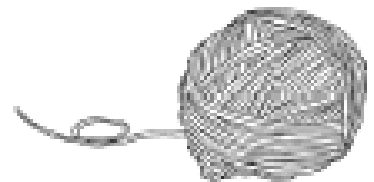
Find all the words with an 'oo' sound and write in the word.



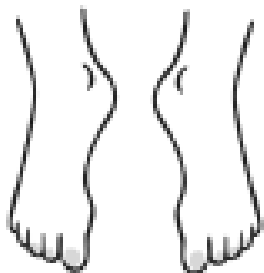
		k
--	--	---



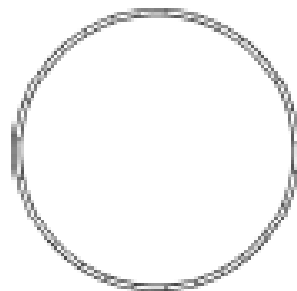
l		
---	--	--



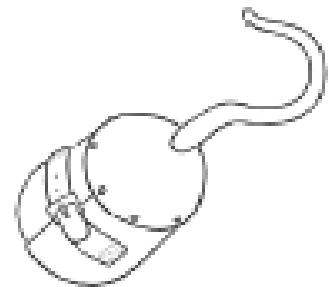
		l
--	--	---



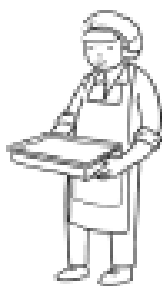
		t
--	--	---



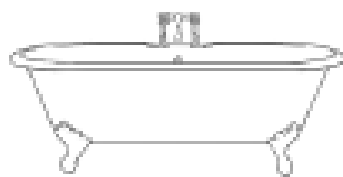
		p
--	--	---



h		
---	--	--



c		
---	--	--

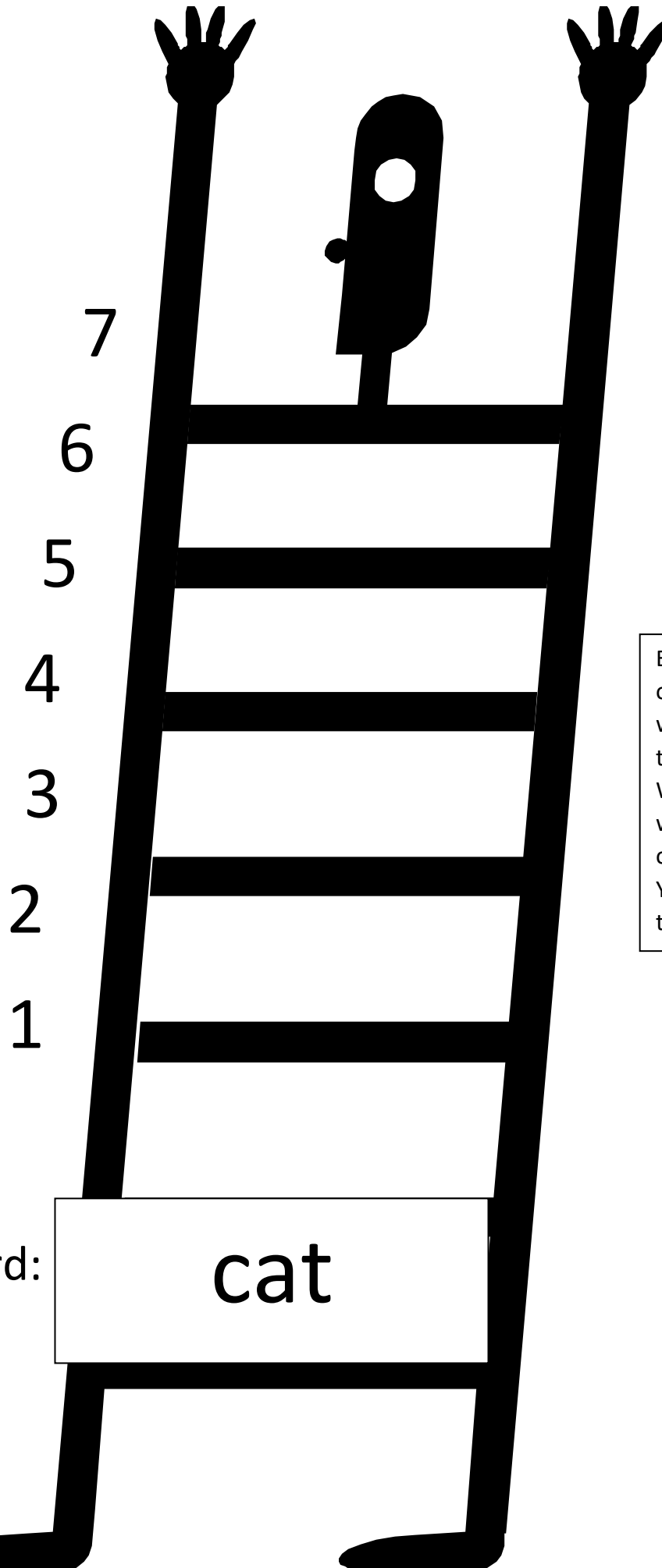


		th
--	--	----



w		
---	--	--

# Rhyme Ladder




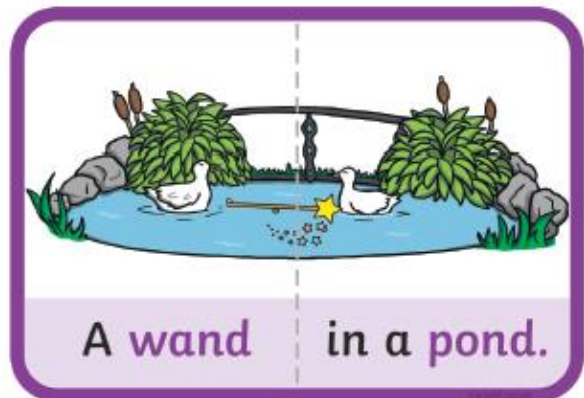
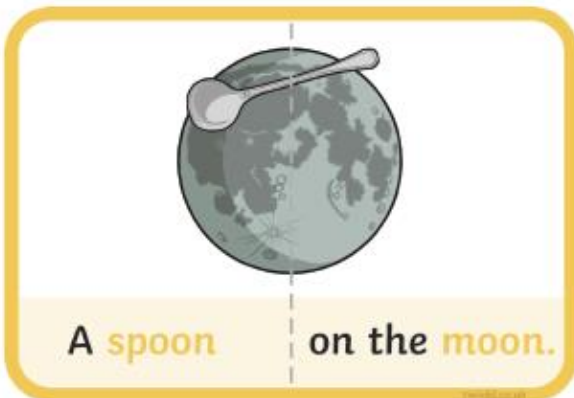
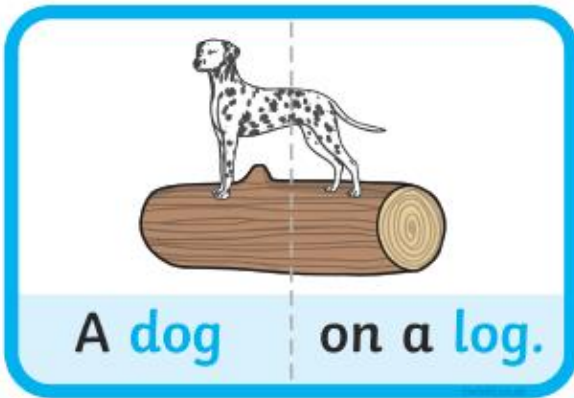


Encourage creation of new words which rhyme with the target one. Write the new words in the gaps of the ladder. Can YOU reach the top?

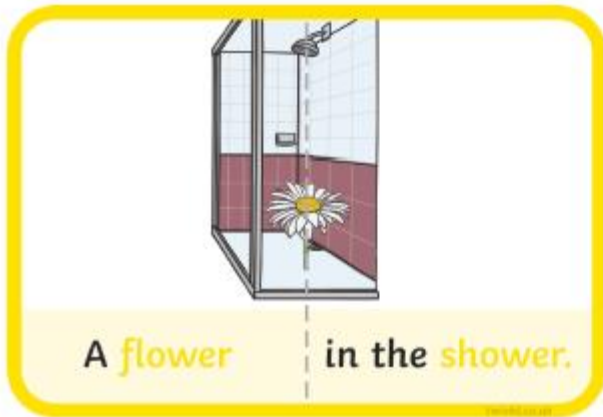
Target word:

cat

Cut up the cards and find the matching rhymes.


















Can you make up your own silly rhyming cards?




# Can you spot the odd one out on each strip?

jug 	cat 	rug 	slug 
--	--	--	---

ham 	lamb 	jam 	spoon 
--	---	--	--

cat 	rat 	dog 	mat 
--	--	--	--




slug 	hen 	pen 	ten <b>10</b>
---	--	--	------------------

man 	van 	pig 	can 
--	--	--	--

dog 	bed 	frog 	log 
--	--	---	--





pig 	wig 	dig 	tree 
--	--	--	---

box 	hat 	socks 	fox 
--	--	--	--

ball 	snake 	tall 	wall 
---	--	---	---

dice 	mice 	spice 	slug 
---	---	--	---

cake 	moon 	rake 	lake 
---	---	---	---

sun 	bun 	snake 	run 
---	--	--	--



# Zigzag Monster Letters




Write your own:



Monday 1<sup>st</sup> June

# Starting with a Story

Reception




These activities and ideas are based around the book "The Snail and the Whale" By Julia Donaldson.

All activities could be done without the book!






# Starting with a Story


Reception



Other stories to support our fun activities.







**Complex patterns**

**Making spirals**

The snail has a very impressive shell with a spiral pattern on it. Practise drawing and recognising spirals. Make your own spiral dangler!




**Talking Together**



Spirals are a very special pattern. A pattern that happens naturally in nature.

Have a go at making your own spirals. Start from the middle and get bigger and bigger!

Different kinds of snail have different kinds of shell, some are long and thin. Have a look at the differences. Can you look for other patterns that happen in nature?



**Talking Together**



Take your spiral to the next level and make a spiral dangler!

Take a paper plate or a circle of paper/card and draw your spiral. Cut directly on top of your spiral line from outside to the middle. Let your spiral dangle. Where will you put yours? If you want to make it more special decorate your plate first!





## Talking Together

You will need:



Wraps, chocolate spread and a knife to spread and cut.

Spread your spread all over your wrap.

Roll up tightly.

Cut into slices

See the snail shells!



Have fun eating some subtraction snails!



Why not make up your own eating subtraction snails?



Tuesday 2<sup>nd</sup> June

## Starting with a Story

Reception

### Talking Together




Carefully dot around your spiral using your funky fingers. Can you experiment with different patterns around your spiral to make a designer snail? You can make him as inventive as you want - you just have to tell us how!



White  
Rose  
Maths

## Starting with a Story

Reception



### Adding snails on whales and rocks and...?

See if you can work on your addition skills and tell us a first, then, now story!

White  
Rose  
Maths





Talking Together

How many snails?  
First we have 1 snail  
here  
on the whale!  
Then 1 more comes?  
Now we have?



Talking Together

How many snails on the  
rock?  
Then if we had 2 more, how  
many would there be now?



Talking Together

How many sharks?  
First we have?  
Then 3 more join them.  
How many  
sharks now?





Talking Together

We have how many penguins?

If we add 2 more,

how many do we have now?

First we had? 2 more came.

Now we have?



Talking Together

We have how many snails?

If we add 3 more,

how many do we have now?

First we had?

Then 3 more came.

Now we have?



Wednesday 3<sup>rd</sup> June

## Starting with a Story

Reception



### Snail Danger!

Anywhere the snail went  
there were dangers and  
problems.

Look at each page and find  
them.



## Starting with a Story

Reception

### Talking Together



The snail was very brave.

Look at each page and see if you can find how many problems or  
dangers he might come across.


Write or tally the number or just tell your grown up.

Could you make a numbered list?

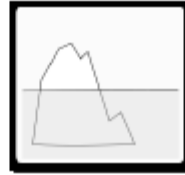
Which do you think was his biggest problem?



## Talking Together



The black  
rocks?



The  
iceberg?



The  
volcano?



The caves  
beneath the  
waves?



The tropical  
island?




The tourist  
beach?

## Talking Together



The  
school?




Home back  
on the  
rock?

What other adventures do you think the group of snails might get up to?

Thursday 4<sup>th</sup> June

## Starting with a Story

Reception



### Snail Trail

Snails leave a silvery trail where they have been.  
If you were a snail where would your trail have been today?



## Starting with a Story

Reception

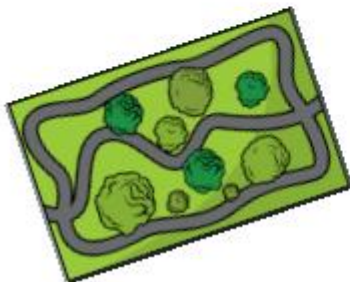
### Talking Together

“Slimy Snail sets out on a trail. But where exactly does he go?


Up a hill, over a bridge, down a slope.”

Make a map of where you have been and talk about position and distance. Did you go under the table? Around the couch?

Or plan your trail ahead - where will you leave your silvery slimy messages?








### Snail Journey

The snail certainly has an adventurous journey!  
He is on another journey. Can you see where he goes, who he meets and if it is an odd or even number?



### Talking Together

Odds and evens - use a ten frame to help you if you want.  
Remember the numbers are even if they can be shared equally between two groups.




You could even use plates and see if the number could share between 2 plates.



Talking Together

Follow the snail on his journey. Is he on an odd or even number of friends?




Starting with a Story



Reception



Starting with a Story

Reception







Friday 5th June

## Starting with a Story

Reception



### Crawling up my wall

The snail does a lot of crawling. Is the snail higher up my wall than the worm or lower?



## Starting with a Story

Reception

### Talking Together



Talking Together



Talking Together






Talking Together



Talking Together



## Talking Together



## Don't forget the song!

There's a worm at the bottom of the garden

And his name is Wiggly Woo

There's a worm at the bottom of the garden and he's crawling on my shoe!

He crawls all night, crawls all day, slowly crawling on his way. There's a worm at the bottom of the garden and his name is wiggly wool!

There's a snail at the bottom of the garden

And his name is Christopher Crawl



There's a snail at the bottom of the garden and he crawling up my wall. He crawls all night, he crawls all day, slowly crawling on his way. There's a snail at the bottom of the garden and his name is Christopher Crawl.