


Hello Reception! You will have all received a call from your Class Teacher over the last fortnight. Thank you for taking the time to speak with us, we have cherished speaking to yourselves and the children. It was great to see so many of you participating safely in VE day celebrations recently and we have particularly enjoyed seeing the spider webs you created in your homes for last week's maths story 'The Very Busy Spider'. Many of you have been baking gingerbread men too for last week's fairy tale and it was great to see some of you try making Miss Hall's Gingerbread Porridge recipe! The National Trust has a great challenge for you this week called 'natural acts of kindness' (sheet attached) I wonder how many you could tick off already? If your child is feeling worried or anxious about Coronavirus, there is an online book that has been created to read with young children to help them. Have a look to see if you think your child may benefit from reading and discussing it with you:  
<https://en.calameo.com/read/000777721945cfe5bb9cc?authid=Xu9pcOzU3TQx>  
 We can't wait to see you again soon, Keep safe. The Reception Team ☺

EVERY DAY		
<p>Daily Maths lessons - <a href="https://whiterosemaths.com/homelearning/">https://whiterosemaths.com/homelearning/</a>                      Click on 'Home Learning -Early Years'. Then choose 'Summer Term - Week 5. This week, all the challenges are based around the book 'Superworm' by Julia Donaldson. <a href="https://www.youtube.com/watch?v=7Jnk3XApKBg">https://www.youtube.com/watch?v=7Jnk3XApKBg</a>                      Please continue to practise number recognition and formation.                      Watch a 'number of the day' video on youtube if you want to focus on a particular number.</p>  <p>Or why not try some maths games from Carol Vorderman? <a href="https://www.themathsfactor.com/">https://www.themathsfactor.com/</a></p>	<p>For phonics this week, it would be great to continue to consolidate Phase 3 phonics. BBC Bitesize has some videos that you may like to watch:  <a href="https://www.bbc.co.uk/bitesize/topics/zvg9bdm">https://www.bbc.co.uk/bitesize/topics/zvg9bdm</a>                      We have heard great feedback from 'Geraldine the Giraffe phonics' if you like her videos. Why not practise your tricky words with her this week?  <a href="https://www.youtube.com/watch?v=hzyj19rqVO8">https://www.youtube.com/watch?v=hzyj19rqVO8</a>                      We would have been learning phase 4 tricky words in school too. Here is a song to get you going:  <a href="https://www.youtube.com/watch?v=3NOzGR1ANc4">https://www.youtube.com/watch?v=3NOzGR1ANc4</a>                      It would be really helpful if you could continue to practice letter formation, making sure that your child is starting and finishing the letter in the correct place. This does not have to be using a pen and paper; you could use a baking tray with a layer of salt, sand, sugar, shaving foam or glitter for them to form the letter with their finger.                      Monday-er <a href="https://www.youtube.com/watch?v=KK8_kUg3454">https://www.youtube.com/watch?v=KK8_kUg3454</a>                      Tuesday- Recap er <a href="https://www.youtube.com/watch?v=Taa3ANEyN_Y">https://www.youtube.com/watch?v=Taa3ANEyN_Y</a>                      Wednesday – igh <a href="https://www.youtube.com/watch?v=OYCR2RZ4ZYy">https://www.youtube.com/watch?v=OYCR2RZ4ZYy</a>                      Thursday – Recap igh <a href="https://www.youtube.com/watch?v=ObVaokd5vq4">https://www.youtube.com/watch?v=ObVaokd5vq4</a>                      Friday – handwriting and tricky words. Practise the 'robot arm' letters this week. (attached) Can you find anything in your house that has week's sounds in it? Have a go at writing the tricky word 'have'. Can you use it in a sentence?</p>	<p>Read one of your books from school or find a new one on the Oxford Owl website.  <a href="https://www.oxfordowl.co.uk/or-home/find-a-book/library-page/?view=image&amp;query=&amp;type=book&amp;age_group=Age+4-5&amp;level=&amp;level_select=&amp;book_type=&amp;series=#">https://www.oxfordowl.co.uk/or-home/find-a-book/library-page/?view=image&amp;query=&amp;type=book&amp;age_group=Age+4-5&amp;level=&amp;level_select=&amp;book_type=&amp;series=#</a>                      Explore an interactive fairy tale story together.  <a href="https://www.topmarks.co.uk/Search.aspx?q=fairy%20tales">https://www.topmarks.co.uk/Search.aspx?q=fairy%20tales</a>                      Play a game on the phonics play website. Select "phase 3" for the appropriate level.  <a href="http://www.phonicsplay.com">www.phonicsplay.com</a>                      Username: <b>Oldbury</b>                      Password: <b>wr26aa</b>                      *'Make a match' is great for practising phase 3 blending skills of why not try the 'tricky word trucks' to practise reading phase 3 and 4 tricky words by sight.</p>

Additional tasks for this week (04/5/20)


Our topic this half term is 'Once Upon a Time'. This week we would like you to either explore a fairy tale of your choosing or be creative and make up your own. You could even mix up a fairy tale by changing the character, setting or problem. Here are some suggestions for you to mix and match:  
[https://content.twinkl.co.uk/resource/16/81/t-t-2567035-make-a-story-storytelling-prompt-cards\\_ver\\_1.pdf?token=exp=1589296085~acl=%2Fresource%2F16%2F81%2Ft-t-2567035-make-a-story-storytelling-prompt-cards\\_ver\\_1.pdf%2A~hmac=f623065ad59ae178113067ce6e99122ce4d0ddd23836231fb61ff15b13a5e23e](https://content.twinkl.co.uk/resource/16/81/t-t-2567035-make-a-story-storytelling-prompt-cards_ver_1.pdf?token=exp=1589296085~acl=%2Fresource%2F16%2F81%2Ft-t-2567035-make-a-story-storytelling-prompt-cards_ver_1.pdf%2A~hmac=f623065ad59ae178113067ce6e99122ce4d0ddd23836231fb61ff15b13a5e23e)  
 Choose at least one of the activities below and have a go.

Speaking/Self-confidence and awareness- Create a story map to be able to retell your story independently. Read your story out loud to a family member.


Expressive art and design- Design a front cover for your fairy tale or make a character, object or scene from your story using junk modelling or an old shoe box.

Literacy- Complete a book review of your favourite book or have a go at writing your own story! Remember to use your phonics! There is a word mat (attached) to help you.

Colour in the butterfly.



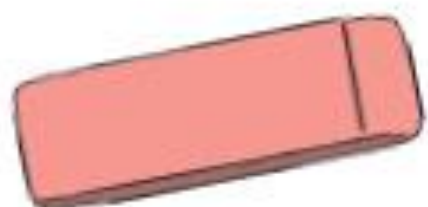
Draw something with  
the sound **er** in.



Can you write what it is?

---

Put a circle around the things that have **er** in them.



**eraser**



**water**



**shoulder**



**turtle**



**butterfly**

Draw the **sound buttons** - *sausages* [—] and *beans* [•]

under these *short 'er'* words.

---

**hämmer**

letter

ladder

supper

dinner

boxer

better

summer

banner

runner

hamster

juggler

otter

winter

enter

camper

sadder


ever

finger

harder


Now press the **sound buttons** as you

*sound out* each word to read them.



Phoneme spotter story. Read this story and see how many 'igh' words you can find. Use a highlighter to highlight them or make a list of all the words you find. Good luck!

## The Light in the Night




Dwight was in the woods. He often went to the woods with his mum and dad.



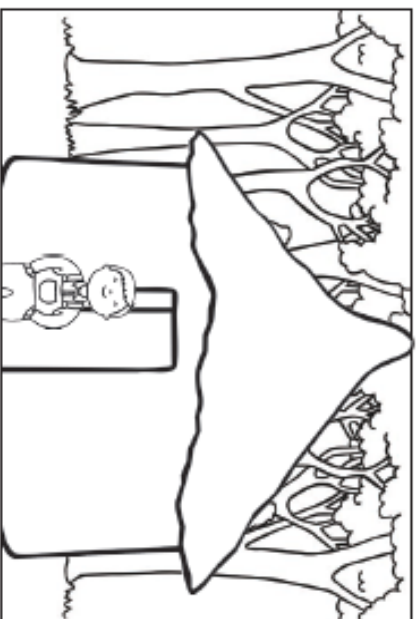
They had a hut that had beds in it. In the summer, they slept in the hut.



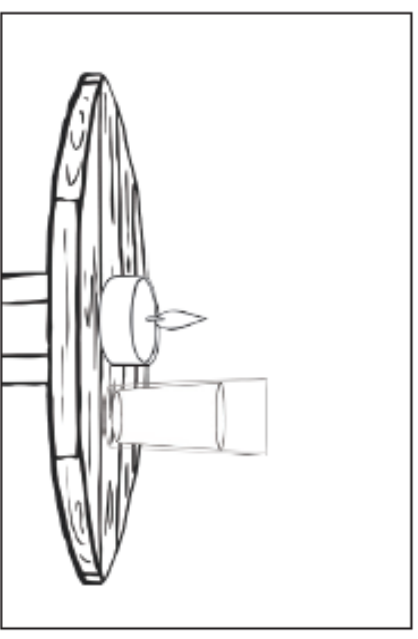
The wood was dark at night. The hut was dark too. It did not contain a light.



Dwight slept next to his mum and dad, as he often got a fright.



One night in winter, Dwight had to sleep in the hut, as his mum and dad went to hunt for food.



Then, he did see a bright light. His mum and dad had put it next to his bed. He did not need to feel afraid.

Draw the **sound buttons** - *sausages* [—] and *beans* [•]  
under these 'igh' words.

---

high

sigh

light

might

nigh

right

sight

fight

tigh

tonight

Wight

thigh

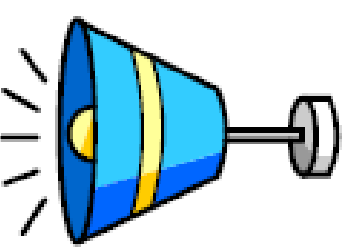
fright

tights

bright

delight

Now press the **sound buttons** as you  
*sound out* each word to read them.



# My Book Review

Title: \_\_\_\_\_

Author: \_\_\_\_\_

**Did you like the book?**

Rate the book by colouring in the stars.



**What was your favourite part?**


---

---

---

---

**Draw your favourite scene from the book.**





Fairy Tales

Once upon a time

Far far away

A long time ago



Castle

Princess

Prince

King

Queen

Woodcutter

beautiful

handsome

Rapunzel

Cinderella

Sleeping beauty

charming

kind

brave



Wicked Witch

Wizard

Giant

Troll

Fairy godmother

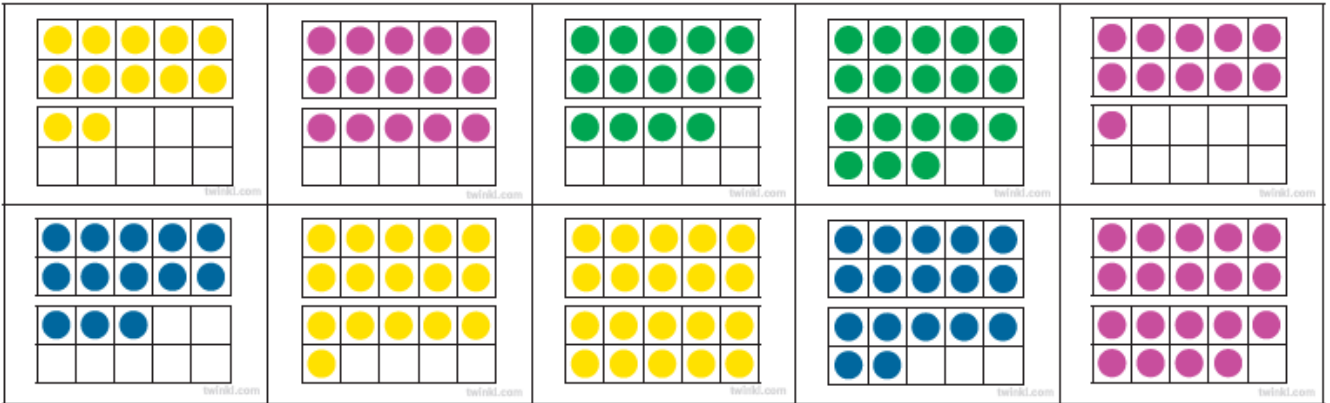
Wolf

Dragon

happily ever after

The End





## Ten-Frame Number Representation and Formation 11 to 20 Activity

Practise forming the numerals 11 to 20. Then, find the ten-frame picture which represents the number and match it to the numeral.




Name \_\_\_\_\_

# Teen Number Bugs

Directions: Count the bugs. Fill in the correct number. Color the pictures.

14




15



16



18



12



13



18



19



10



11








Share some joy with these  
**natural acts  
of kindness**



Weekend **No. 5**  
**challenge**

Use this sheet to tick off activities as you go

### Share some sunshine



Draw a  
colourful  
poster



Make  
some  
bunting



Create  
a heart   
using twigs



### Help nurture nature



Plant   
something



Make  
a bird  
feeder



Build  
a bug  
hotel



### Let your creativity blossom

and make a gift for someone



Bake  
a cake



Make  
a card



Paint a  
picture



### Sow some special memories



with a loved one

Have a  
Cuppa  
with them



Sing them  
a song



Share a  
recipe



Read  
them  
a story



We'd love to find out what good deeds you've been up to. Share your pictures, creations and comments with us on our social media, and with friends and family.



*This challenge has been designed so that it can be done in your house or garden, so please take part from the comfort of your own home.*



# One-Armed Robot Letters



r b n h m k p  
r b n h m k p  
r b n h m k p

Write your own:

