

Reception



Hello again everybody! We are missing you a lot! We hope you are all well and have enjoyed last week's activities. The telescopes you made for the Pirates were great! It was brilliant to see some of you exploring floating and sinking too. We would have been having a go on balance bikes in school so it's been wonderful to see so many of you taking on the challenge and learning to ride your bikes without stabilizers! (When the weather has permitted!) What an achievement! We are very proud of all of you who have managed to crack it so far. Riding a bike can be very tricky and takes lots of perseverance! At school, we use a website called Busy Things. It has lots of games and activities which cover all the different areas of the Reception curriculum. We have now signed up for home access so you can use the resources with your child. Website: <https://www.busythings.co.uk/> Username: **home23137** Password: **messy7338**. It's been lovely to speak with you all again over the phone and especially seeing what you are up to with pictures and videos on Tapestry. We really do love seeing this and check it daily so please continue to send us pictures and videos and we will always comment back to you. From speaking with you, many of you said you would like to see some videos of us too! It has been a long time since we've seen the children now and we thought this was a great suggestion so watch out for some videos of us on Tapestry soon! Also if you haven't checked it out already, follow Twitter @oldburypark to see more of the Oldbury Park Staff and children participating in skipping and reading challenges. We are so proud of every single one of you. Keep reading, keep smiling and stay safe.

The Reception Team ☺

EVERY DAY

<p>Daily Maths lessons - https://whiterosemaths.com/homelearning/ Click on 'Home Learning -Early Years'. Then choose 'Summer Term - Week 3'.</p>	<p>Please continue to recap phase 3 phonics sounds. Particularly digraphs (where two letters make one sound) and trigraphs (where 3 letters make one sound). https://www.youtube.com/watch?v=W8Jp5MutVIQ Please also practise singing the phase 3 tricky words. Perhaps you could hide these words around your house or garden and write them down as you find them? Can you write them along with the song? https://www.youtube.com/watch?v=R087IYrRpgY There is also a link on Tapestry to phase 4 phonics activities if you would like more of a challenge for writing.</p>	<p>Read one of your books from school or find a new one on the Oxford Owl website. https://www.oxfordowl.co.uk/for-home/find-a-book/library-page/?view=image&query=&type=book&age_group=Age+4-5&level=&level_select=&book_type=&series=#</p>
<p>This week, all the challenges are based around the book 'The Very Hungry Caterpillar' by Eric Carle. https://www.youtube.com/watch?v=75NQK-Sm1YY</p>	<p>Monday- ow https://www.youtube.com/watch?v=GJtvjxBYg7I Tuesday- Recap ow- add sound buttons to the words below to read some of your own. https://www.youtube.com/watch?v=KMuaJxj6bSk Wednesday – oi – https://www.youtube.com/watch?v=IRTITdRL_cU Thursday – Recap oi - Use the cards provided to write or read the words, you could cut them up to make a matching game. https://www.youtube.com/watch?v=Z-0wWdE-Ezg Friday – handwriting and tricky words. Practise the curly caterpillar letters.</p>	<p>Explore an interactive fairy tale story together. https://www.topmarks.co.uk/Search.aspx?q=fairy%20tales</p>
<p>We would like you to focus on recognising 'teen numbers' 11-20. https://www.youtube.com/watch?v=uedvwH6Ay18 Practise saying and writing these numbers.</p>	<p>Can you find anything in your house that has week's sounds in it? Have a go at writing the tricky word 'what'. Can you use it in a sentence?</p>	<p>Play a game on the phonics play website. Select "phase 3" for the appropriate level. www.phonicsplay.com Username: Oldbury Password: wr26aa *The tricky word 'train your brain' section is great. Take a look!</p>

Additional tasks for this week (04/5/20)

Our topic this half term is 'Once Upon a Time'. This week we will be using the story The Three Billy Goats Gruff.

<https://www.youtube.com/watch?v=3QzT1sq6kCY>

Choose at least one of the activities below and have a go.




Expressive Art and Design- Make a troll. It could be a drawing, a collage, a painting or something entirely different. Be as creative as you wish! You could have a go at creating a symmetrical pattern using paint (see blotto troll example below).

Physical Development- Find different ways to move and travel around your house or garden. Can you do tiny little footsteps on tip toes for the littlest billy goat? Medium sized steps for the middle sized billy goat? Large steps for the biggest billy goat? Stomping knee high steps for the troll? You could even make a starting and finishing point somewhere and count how many steps each character takes to get from start to finish. Which character would take the most steps? Which would take the least?

Literacy- You could create a wanted poster for the troll or have a think about what each Billy Goat might say and write your idea in the speech bubbles below.

Speaking/Self Confidence and Awareness- Use the story map provided to practise retelling the story yourself. Try using different voices to pretend you are the different characters from the story.

Look Say Cover Write Numbers 11 - 20

 Look and Say	Look, Say and Trace 	Cover and Write 
11	11	
12	12	
13	13	
14	14	
15	15	
16	16	
17	17	
18	18	
19	19	
20	20	

Draw the **sound buttons** - *sau~~s~~ages* [—] and *bea~~n~~s* [•]
under these 'ow' words.

ow

down

owl

cow

how

bow

pow

row

town

towel

brown

clown

crown

crowd

gown

trowel

frown

flower


drown

wow

Now press the **sound buttons** as you
sound out each word to read them.



Can you spell any of these words?



Add 'ow' to make the words

fl ___ er

cr ___ n

fr ___ n

t ___ el

br ___ n

c ___


___ l

cl ___ n

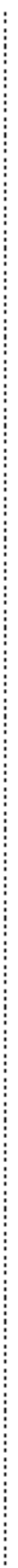
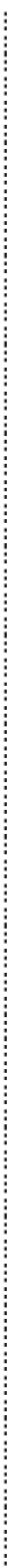
sh ___ er

Caterpillar Letters


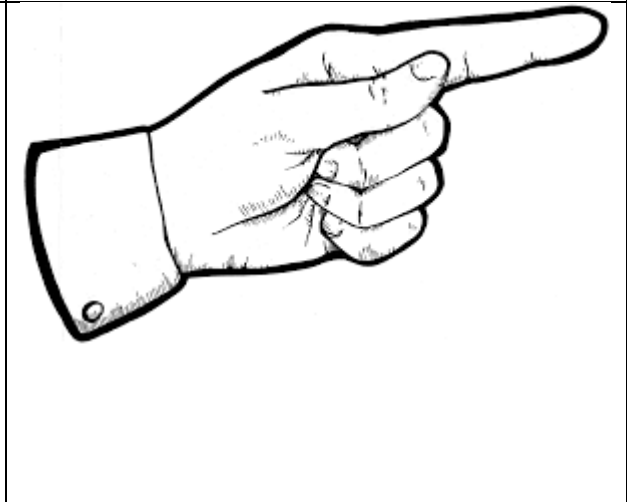
a c o d g q e s f 



Write your own:



Use the pictures to write the words. Use the word bank if you need to.



foil

join

point

oink

soil

oil

coin

boil

diy
blotto
trolls



WANTED



Name: _____

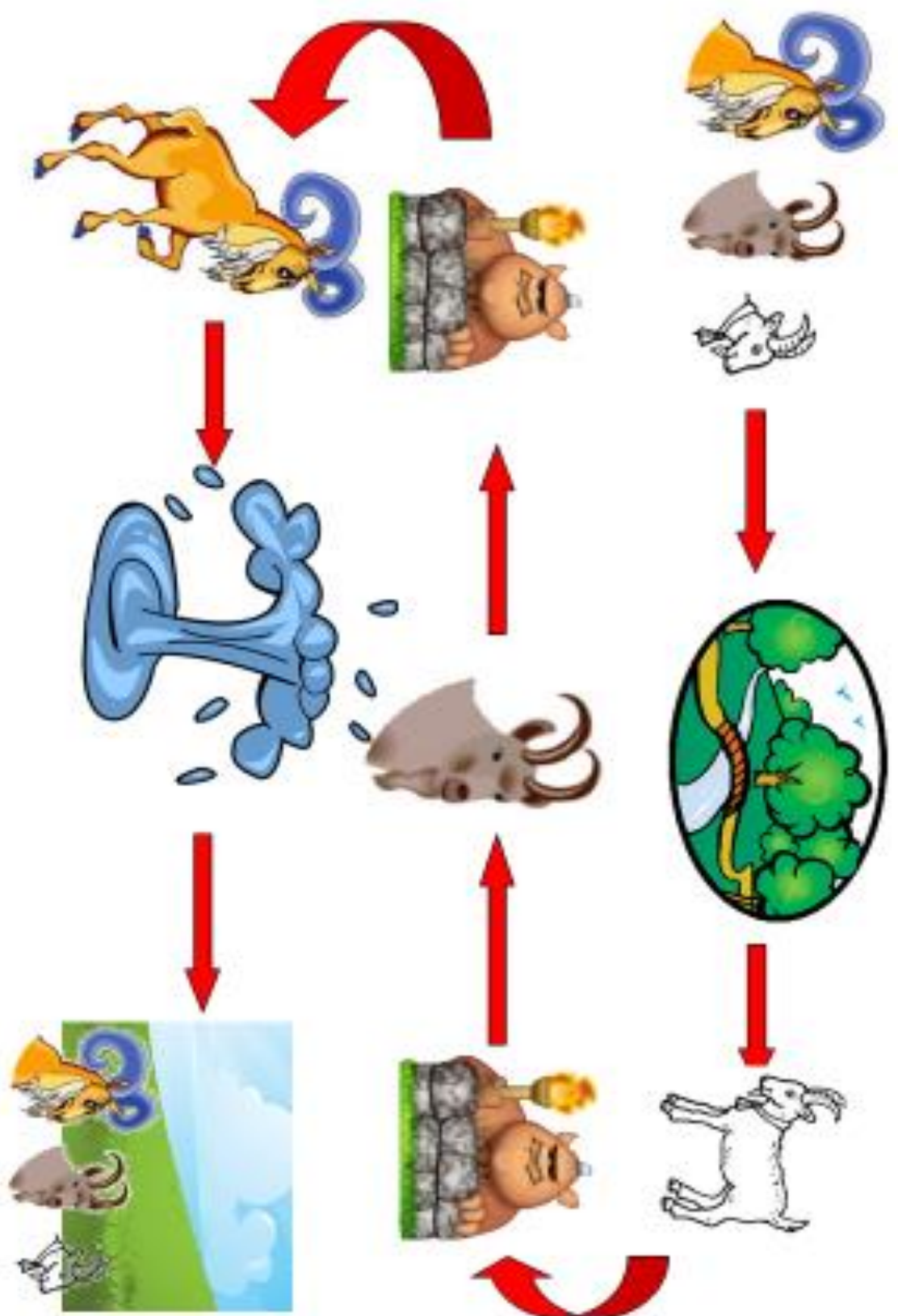
Description: _____

Crime: _____

Reward: _____

If found, please call _____

Story Map: The Three Billy Goats Gruff



What Did They Say?

Write a sentence in each speech bubble.

